

Home Learning - 8th February 2018

Dear Parents,

This week we have been so busy! The Life Bus came to visit us and we learnt all about our bodies and how to be healthy, both inside and out. We discussed our feelings and what we should do if we are sad or unhappy, including how to show someone we are feeling very happy. In PE this week, we have continued with our skipping skills; this has been a tricky skill for some children but we are really proud of their perseverance with it! The children chose to write either a story, diary or letter to round up our Great Fire of London topic and included some excellent description. We hope that you all enjoyed coming along to see our Great Fire of London learning -thank you so much to all of the adults that were able to attend.

Our next topic is top secret! We have not told the children what it will be and no displays will be put up until they have discovered what we will be learning about so please help us to keep that secret!

Don't forget
parents
evening!

Parents evening will be on Wednesday 21st February and Monday 26th February
3:30pm - 6pm. Sign up sheets will be available in the playground from today.

Coffee Morning



Don't forget that we have a Year 2 coffee morning at 9:30-10am on 21st February for parents who would like to seek advice from Mrs Eagle, Mrs Clark (home school link worker) and a bereavement counsellor.





On Thursday 22nd February at 2pm we have a Year 2 SATS information meeting for all parents. If you are unable to get childcare for little ones please don't worry, however, we would be really grateful if you could bring something to keep them entertained as we want to ensure all parents/carers have the correct information.






**Children's
Mental Health
Week 2018**

This week has been Children's Mental Health week, the children have really enjoyed learning in the Life Bus, sharing their feelings and learning what mental health is. We hope that you can continue to support us in raising the profile of this important topic at home. Thank you.

 Dragonfly Superstar Of The Week	 Ladybird Superstar Of The Week	 Glow Worm Superstar Of The Week
<p>Annabelle for being a fantastic friend this week. Well done!</p>	<p>Wayne for trying really hard with fractions in Maths this week. Well done!</p>	<p>Jairaj for being a concentrating crocodile when doing his writing. Well done!</p>

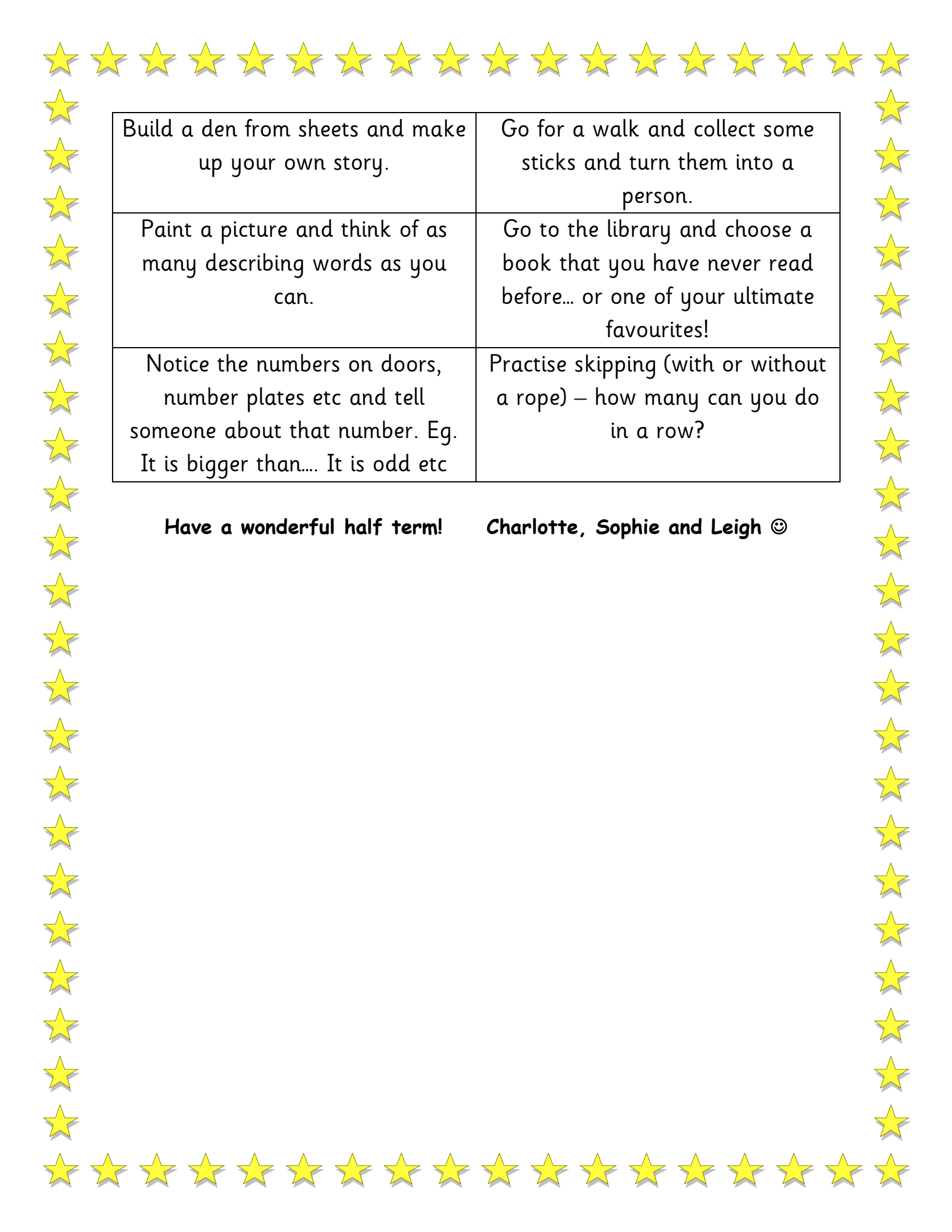
Please be aware that we will be having our Spelling Bee dictation on Monday 19th February, you will have all of half term to continue learning your spellings!

				Year 2 
Mild	Hot	Spicy	Extra Spicy	
very they little are your was	rigid wooden should could spread orange	flame cart street narrow lantern after	ruined absorbent couldn't I'll foxes churches	

Home Learning:

Don't forget to check your child's yellow reading record book for the reading question this week. The answer to the question needs to be recorded in your child's red home learning book. Thank you.

Please choose from one or a couple of the following over the half term holidays.



Build a den from sheets and make up your own story.	Go for a walk and collect some sticks and turn them into a person.
Paint a picture and think of as many describing words as you can.	Go to the library and choose a book that you have never read before... or one of your ultimate favourites!
Notice the numbers on doors, number plates etc and tell someone about that number. Eg. It is bigger than.... It is odd etc	Practise skipping (with or without a rope) – how many can you do in a row?

Have a wonderful half term!

Charlotte, Sophie and Leigh ☺

Assessment Focus Booklet

Each week your child will be taught strategies to help them to read. To support their comprehension skills, we would like you to encourage your child to answer one of the **coded questions** below, in their Home Learning Book. This list will also enable you to broaden the types of questions you ask your child about their school reading book.

Please always copy the question into your child's Home Learning Book so that we know which one you have focused on and help them to answer it in clear sentences.

Thank you.

Describe, select or retrieve information and use quotation and reference to the text.

- R1** – Where does the story take place?
- R2** – When did the story take place?
- R3** – What did the character look like?
- R4** – Who are the key characters in the book?
- R5** – What happened in the story?
- R6** – What kinds of people are in the story?

Describe, select, retrieve, deduce, infer, interpret and identify the structure of Non-Fiction Texts.

- B1** – What is the book about? What is the title of the book?
- B2** – Can you find examples of different features of non-fiction texts?
- B3** – Find something that interests you from the text. Explain why you chose that part.
- B4** – Where would you look to find out what a technical word means?
- B5** – Which parts of the book could help you find the information you need?
- B6** – When would you use the contents page in the book?
- B7** – When would you use the index page in the book?
- B8** – What are the subheadings for?
- B9** – Why have some words been written in bold?

Identify and comment on the structure and organisation of texts, including grammatical and presentational features at text level.

G1 – Were you surprised by the ending? Is it what you expected?

Why/why not?

G2 – What is the main event of the story? What do you think this is?

G3 – How has the text been organised?

G4 – Why do you think authors use short sentences?

G5 – How did you think it would end/should end?

G6 – Has the author used an unusual layout in the text? If so, describe it and say why you think they did this.

G7 – Has the author put certain words in **bold** or *italic* ink? Why have they done this?

Deduce, infer or interpret information, events or ideas from texts.

P1 – If you were going to interview this character/author, which questions would you ask?

P2 – Which is your favourite part? Why?

P3 – What do you think would happen next if the story carried on past the ending of the book?

P4 – Who was the story teller? How do you know?

P5 – Predict what you think is going to happen next. Why do you think this?

P6 – Is this a place you could visit? Why/why not?

P7 – How is the main character feeling at the start/middle/end of the story? Why do they feel that way? Does this surprise you?



Please fill in the challenge sheet indicating how much of a superstar your child has been and tuck it inside their Home Learning book. We will celebrate any successes as a class each week and your child will get to go onto the golden cloud for trying so hard with their learning at home.


Good luck! ☺

Home Learning Challenge

This is to certify that

Completed their Home learning tasks by:

Learning Zoo



Go for it Gorilla – I will have a go

Exploring Elephant – I am an explorer

Proud Peacock – I am proud of what I do

Choosing Chimp – I can choose ways to do things

Persevering Parrot – I can persevere and not give up

I know Rhino – I play with what I know

Creative Chameleon – I have my own ideas

Slinky Linky Snake – I make links in my learning

Concentrating Crocodile – I join in and concentrate